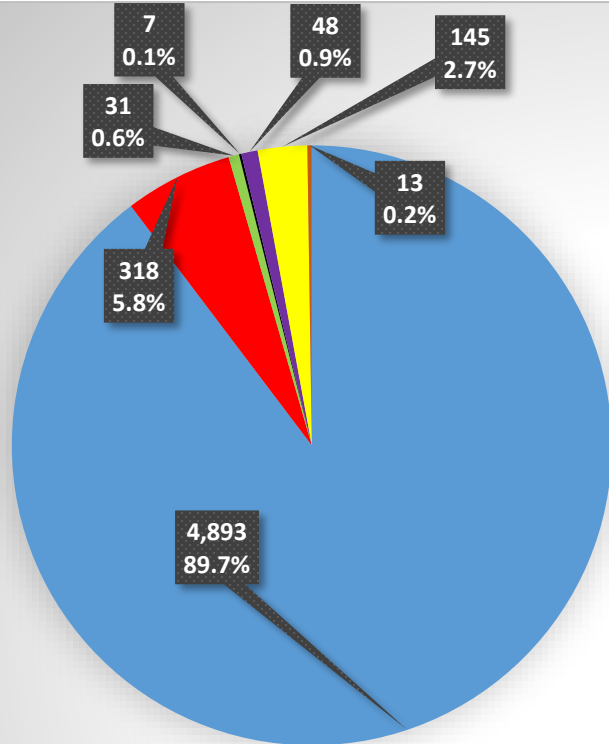




Sheriff's Daily Report
3/22/2019

Under the Custody of the Sheriff	
TOTAL MALE AND FEMALE	7,628
Jail Population	5,455
Community Corrections	2,173



Jail Population Behind the Walls

- Division 4, Division 4 Dorm 4, Division 6, Cermak, Division 08 RTU, Division 9, Division 10, Division 11 - Male Population
 - RTU Annex, Cermak, Division 08 RTU - Female Population
 - Division 15 - Outside Counties
 - Division 15 - Hospital
- Court-Ordered Programming within Jail Custody**
- RTU Annex - Women's Residential (Court Ordered Drug Treatment Program)
 - Division 6, Division 08 RTU - PRC (Court Ordered Drug Treatment Program) - Male Population
 - Division 16 - VRIC (Court Ordered) - Male Population

Q. What does Behind the Walls mean?

A. The behind the walls jail population is physically housed under the Sheriff's custody 24 hours a day/7 days a week. This includes all the populations listed on the key above and pie chart to the left - Divisional populations male & female, Outside Counties, Hospital, PRC, Women's Residential, & VRIC. Detainees in court-ordered treatment programs (PRC, Women's Residential, VRIC) are housed at CCDOC 24 hours a day/7 days week.

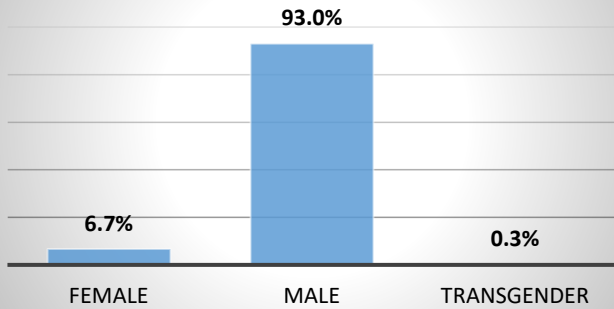


Sheriff's Daily Report
3/22/2019

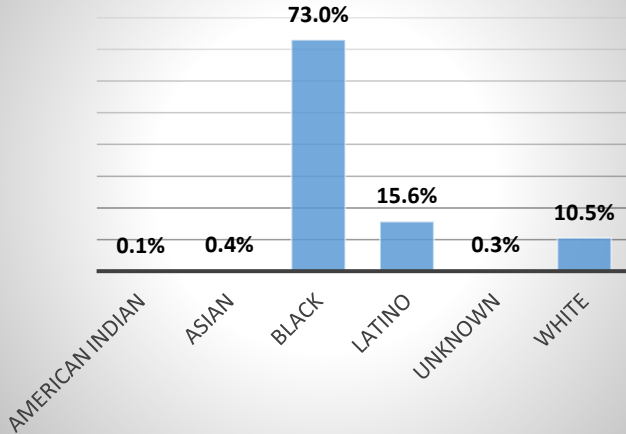
CCSO Population Demographics

In Confinement

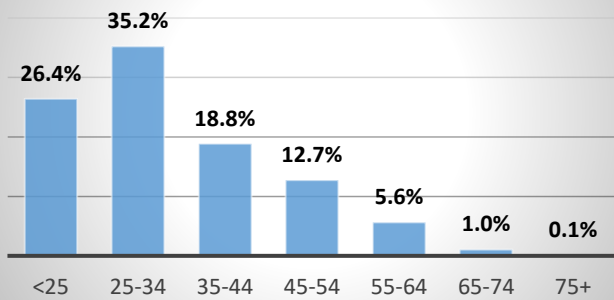
Gender Distribution



Race Distribution

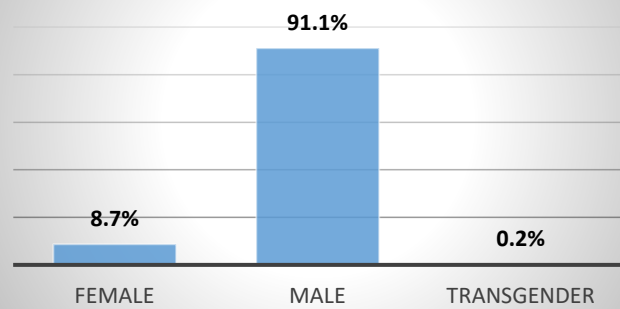


Age Distribution

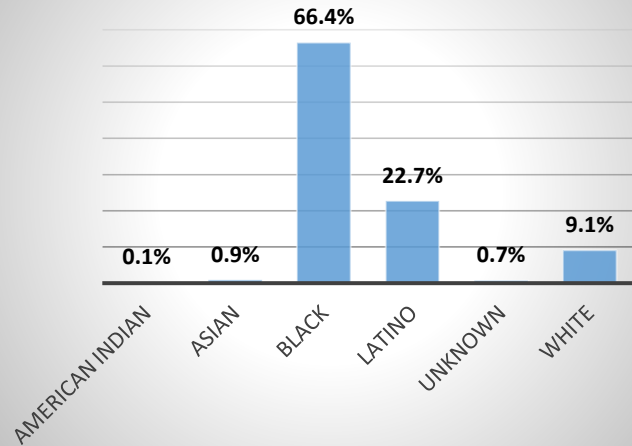


Community Corrections

Gender Distribution



Race Distribution



Age Distribution

